


Section 10 Consultation



Aspiration *beyond* expectation



Consultation on opening a new special school for
children and young people in Gloucestershire



Introduction

Reach South Academy Trust is delighted to start our Section 10 Consultation to establish a new special school for children and young people with Moderate and Additional Learning Difficulties. The school will now open in January 2027 and will be located on a site set aside for education purposes off The Wheatridge East, Gloucester.

The school will be open for pupils in the 4 to 16 age range and will have a capacity of 200 pupils.

As part of the process of opening this much needed provision for children and young people with special educational needs in Gloucestershire, we must hold a consultation under Section 10 of the Academies Act 2010. This seeks to determine whether the Trust should enter into a funding agreement with the Secretary of State for Education.

We are consulting with parents/carers, pupils, staff and governors from local schools, local residents, local councillors, neighbouring LAs and other stakeholders in Gloucestershire. This will be to learn more about the school, Reach South and to share views.

We have already taken part in several engagement events in the local community. Including attending events and meetings with some of the stakeholders in Gloucestershire both before and after the school received formal planning permission to build the school at The Wheatridge East site in November 2024.

The consultation will begin on Monday 9 June and run until Friday 25 July.

There will be 2 meetings at Christchurch Church, Heron Way, Abbeydale, Gloucester, GL4 5EQ.

These meetings will be a chance to meet the Team and ask questions about the school

- **Monday 30 June: 18:00 – 19:30**
- **Monday 7 July: 13:00 – 14:30**



Who are we?

Reach South is a family of 17 academies based in the south west region. The Trust has the full range of educational provision – mainstream primary and secondary schools, schools with resources bases and special schools. The Trust is about high performing, inclusive education, collaborating with others.

Primary	All Through & Secondary	Special
High Street, Plymouth	Parkfield, Bournemouth	Springfields, Wiltshire
Marlborough, Plymouth	Millbay, Plymouth	Peak, Gloucestershire
Morice Town, Plymouth	Thomas Hall, Devon	SAIL, Wiltshire
Drake, Plymouth	UTC Plymouth, Plymouth	
Pilgrim, Plymouth		
Stuart Road, Plymouth		
Stoke Damerel, Plymouth		
Goosewell, Plymouth		
Hill View, Bournemouth		
Malmesbury Park, Bournemouth		



Each school has its own unique identity, ensuring that they meet needs and are part of the community they serve.


As a Trust with mainstream primary, secondary, resource bases and special schools we understand and contribute to the wider SEND system. We see it as an integrated system where mainstream schools, schools with resource bases and special schools work together to meet an increasing complexity of pupil needs. Our emphasis is on inclusive practices and provision. This is recognised by Ofsted in its new framework for inspections.

As part of the consultation, we will be asking how we can help to take forward the 5 principles of Inclusion.

Contribution to the wider SEND System

'Five Principles for Inclusion'
(2023)

- Dignity not deficit
- Greater complexity merits greater expertise
- Different, but not apart
- Success in all forms
- Action at all levels



Our values

Our values are set out as fifteen statements grouped into five core values, five curriculum principles and five core behaviours. The full statements are set out on our website at [Reach South Academy Trust - Core Values](#)



Core Values

- Inclusivity
- Promoting social mobility
- Serving our local communities
- Believing in the potential of our young people
- Preparing tomorrow's adults to contribute to social, economic, environmental and cultural sustainable development

Curriculum Principles

- High standards of educational achievement
- Broad, rich and experiential curriculum
- Relevant learning pathways
- Research based curriculum
- Teaching young people to be effective learners

Core Behaviours

- Encouraging professional freedom
- Championing young people, not institutions
- Collaboration not competition
- Integrity and Trust
- Developing our people

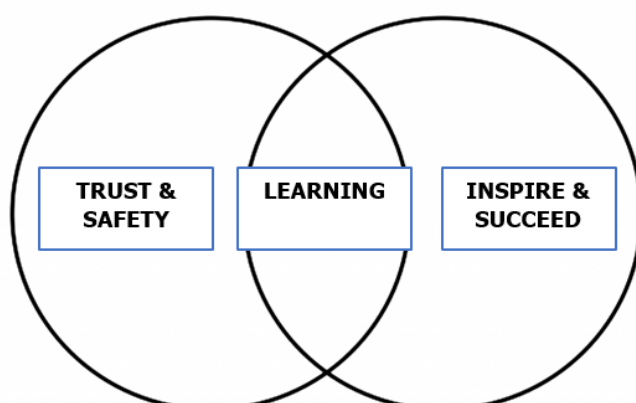
Our vision for the new school

Engagement with the range of communities in Gloucestershire is key for the new school – local residents, local primary, secondary and special schools and alternative provision.

The vision for the proposed school recognises the complexity and diversity of needs within a Moderate and Additional Learning Needs designation. Our vision is to provide the best possible education with entitlement to the full National Curriculum through a personalised approach to provision. We will look at the origin and presentation of the pupils needs when constructing the appropriate educational and therapeutic model. This forensic approach will ensure that the new special school will have the flexibility of provision to support the diverse and often complex range of needs across the county. As a result, the school will be flexible in its approach and respond to a range of needs and presentation including speech, language and communication needs, autism and social, emotional and mental health. These will be underpinned by a consistent approach to cognition and learning.

We will ensure that pupils are prepared for adulthood so they can live healthy, independently, and successfully transition into adulthood and employment.

Our vision will be underpinned by the application of a consistent model and approach. **Building trust** with children and young people is a core component of our model. Without trust, the child or young person won't feel **safe**, which will in turn remove their opportunities to engage positively and build emotional resilience. Our provision will inspire and ensure that pupils succeed. Without this secure base and opportunities to regularly **succeed** the child or young person will not **learn**, know, or remember, limiting progress through the planned curriculum. Our core model of support will ensure the child or young person will build trust, feel safe, experience success and subsequently be inspired and learn.



The name of the new special school

Often, in these exercises, the name of the new school has already been decided – we have thought of some names which reflect the locality that the school is based such as Abbeydale Academy or The Wheatridge School – but most importantly we would like to ask you – parents, carers, schools, governors, staff, children about the name of the school that signifies aspiration and the best possible education.

How does my child get a place at the new special school?

We invite parents and carers to engage in discussions regarding the new school at several drop-in sessions scheduled for the autumn term 2025 and spring term 2026. These sessions will be conducted in collaboration with Gloucestershire Parent Carer Forum and Gloucestershire SENDIASS.

Admissions to all special schools in Gloucestershire are managed by the County Council. This process is overseen by the Gloucestershire County Council EHCP Casework Team, which can be reached by phone on 01452 427535 or via email at sengenq@gloucestershire.gov.uk

SENDIASS Gloucestershire provides impartial advice to support children, young people, and their parents in making decisions that impact their lives. They are available for contact at 0800 158 3603 or through the link: <https://sendiassglos.org.uk/contact-us/>.

Gloucestershire Parent Carer Forum consists of dedicated parents and carers who assist families caring for children with disabilities, physical or mental health conditions, or learning differences. They can be contacted by phone at 07572 98635 or via email at info@glospcf.org.uk.

How will my child get to school?

The school will meet need across the county, but many children will come from Gloucester and close by towns. There is no defined catchment area. Placement decisions are made by the County's EHCP team. They will take into account the time taken for a pupil to get to and from school. This much-needed provision seeks to address the importance of keeping Gloucester children and young people receiving education in Gloucestershire and why this local aspect is important. Most children will travel to school by Local Authority arranged taxi or minibus. The school site has been designed to enable transport to deliver and pick up pupils from the school in a safe and orderly way without the need for vehicles to wait, drop off or pick up pupils on the roadside.

How to respond to the consultation

As set out above, you are very welcome to attend our drop-in sessions.

In addition, please complete the online questionnaire by clicking this [link](#). A copy of the questionnaire is also provided below for reference. If preferred, you can complete and return via email to s10consultation@reachsouth.org by 5pm on Friday 25th July.

Thank you for your support with this exciting project.

Questionnaire – Section 10 consultation

Reach South Academy Trust is delighted to start our Section 10 Consultation to establish a new special school for children and young people with Moderate and Additional Learning Difficulties. The school will now open in January 2027 and will be located on a site set aside for education purposes off The Wheatridge East, Gloucester.

The school will be open for pupils in the 4 to 16 age range and will have a capacity of 200 pupils.

We are consulting with parents/carers, pupils, staff and governors from local schools, local residents, local councillors, neighbouring LAs and other stakeholders in Gloucestershire. This will be to learn more about the school, and most importantly an opportunity to hear from you about your aspiration for the school in order to ensure that it is the best possible provision for children and young people in the county.

1. We would like the name to reflect the aspiration or inspirations for people in the county and/or the locality of the new school. Do you have ideas what the new school should be called?

2. The new school will be located off The Wheatridge East in Abbeydale, Gloucester. How far are you from this area?
 - a. Less than 1 mile
 - b. 1 to 2 miles
 - c. 2 to 5 miles
 - d. Over 5 miles
3. The vision of the school is set out in the consultation document. Are you happy and agree with the vision?
 - a. Yes
 - b. No
 - c. Don't know

4. What else would you add to the vision?

5. The school will have many facilities. Do you think that these should be available to the public after school hours and in the holidays?

- a. Yes
- b. No
- c. Don't know

6. The school will open in January 2027. Are you happy that Reach South should now have a funding agreement with the Secretary of State for Education?

- a. Yes
- b. No
- c. Don't Know

7. I am a:

- a. Parent/carer
- b. School/staff/governor/pupil
- c. Local Resident
- d. School/College/Early Years Provider
- e. Community Organisation (e.g for parent/carers)
- f. Business
- g. Other

If 'Other' please state here: